



# My Account login now quicker and simpler



The My Account login process has recently undergone a significant change. This change has been implemented in order to improve the security and reliability of the login process. The new process is designed to provide users with a secure and convenient way to access their account information. With My Account you'll have information about your coverage, immediate access to view and print your ID cards and access to your claim history, including your explanation of benefits (EOBs).

## Signing up is easy!

1. Go to [myaccount.uhcsr.com](https://myaccount.uhcsr.com).
2. If you have an existing HealthSafe ID, click Sign In. If not, click on Register Now.
3. Follow the on-screen prompts to register. You will need your 7-digit SRID or Student ID/Civil ID/National ID (SACM).
4. Enter username and password of your choice.
5. Choose a confirmation method. Once you confirm your email, you will need to sign in using the username and password you created.

- View your benefits and coverage details
- View or print your ID card
- Review Action Center alerts and your messages
- Submit claims, check claim status and EOB
- Review and respond to claim letters
- Update personal information
- Search for a preferred provider
- Provide other insurance information, accident details or Personal Representative Appointment
- Provide tax information for IRS Form 1095-B (not applicable to international students)

**Scan this code to Sign In or Register.**



UnitedHealthcare Student Resources does not discriminate on the basis of race, color, national origin, sex, age or disability in health programs and activities.

ATTENTION: Language assistance services, free of charge, are available to you. Please call 1-866-260-2723.

ATENCIÓN: Usted tiene a su disposición servicios de asistencia en otros idiomas, sin cargo. Llame al 1-866-260-2723.

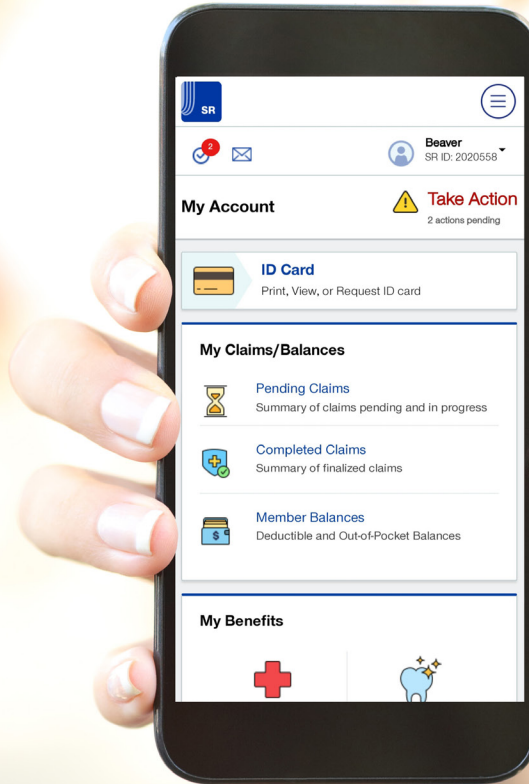
注意：免费提供语言协助服务。請致電 1-866-260-2723。

23COL4669[-xxxx]

**United  
Healthcare®**

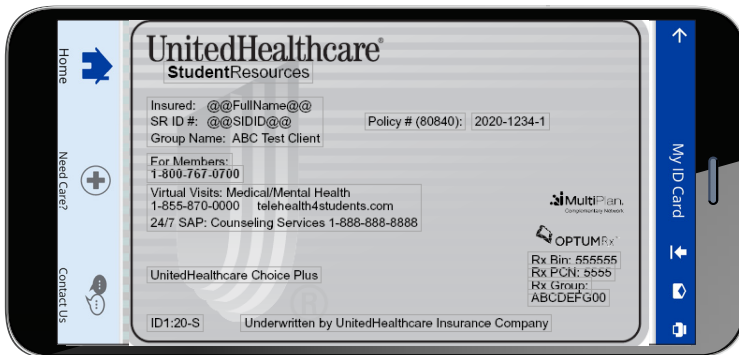
# Electronic ID Card

Accessing your ID card through our website or mobile app gives you the ability to download the image to your device for easier access and even fax or e-mail your ID card image on the spot. Once your insurance coverage is active, you'll receive an email letting you know your ID card is available.



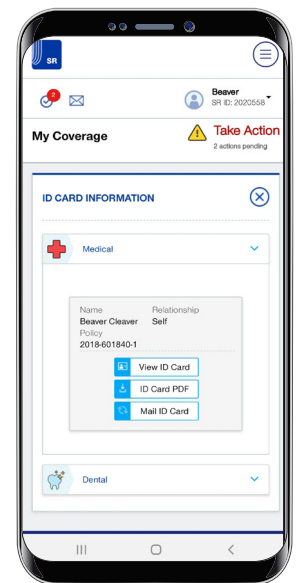
## Access your ID Card via Mobile App:

Access to your ID card is also available through the UHCSR Mobile App - available on both GooglePlay and the App Store.



## Access your ID Card via My Account:

Go to your My Account at [uhcsr.com/myaccount](http://uhcsr.com/myaccount). Once you've logged in, click on ID Card. From this screen you have the option to view, download, fax or request an ID card to be mailed to you.



UnitedHealthcare StudentResources does not discriminate on the basis of race, color, national origin, sex, age, or disability in health programs and activities.

- ATTENTION: Language assistance services, free of charge, are available to you. Please call 1-866-260-2723.
- ATENCIÓN: Si habla **español (Spanish)**, hay servicios de asistencia de idiomas, sin cargo, a su disposición. Llame al 1-866-260-2723.
- 請注意：如果您說中文 (Chinese), 我們免費為您提供語言協助服務。請致電：1-866-260-2723.

