



EMPLOYMENT STATISTICS

HCLAS

*School of Humanities, Fine
and Performing Arts
Graduate*

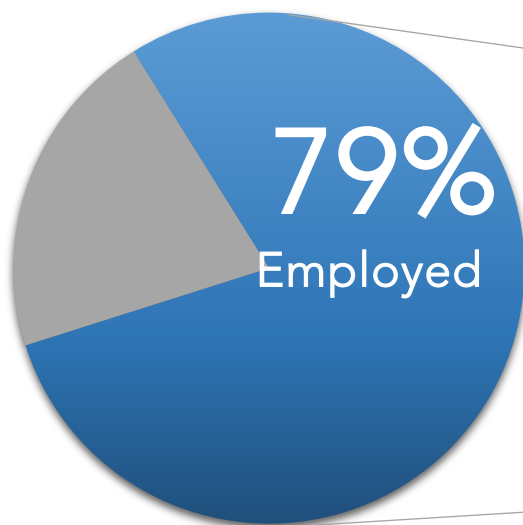
 **HOFSTRA UNIVERSITY®**

GRADUATE OUTCOMES 2022-2023

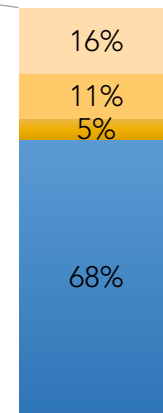
HCLAS - SCHOOL OF HUMANITIES, FINE & PERFORMING ARTS

79%

of the 2022-2023 degree recipients are employed, attending graduate school, or both

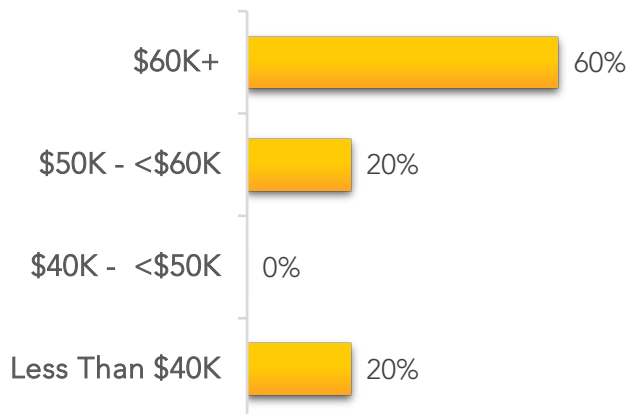


When Did They Accept?

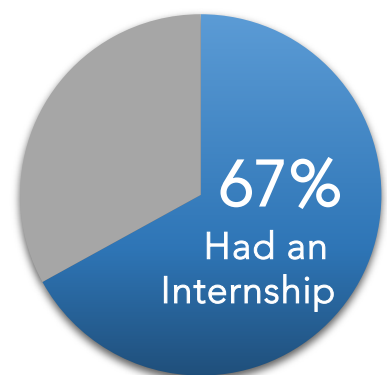


- More than 6 months
- Within 4-6 months
- Within 3 months
- At or Before Graduation

Average Salary: \$61K



Avg. # Internships: 1.75



By Program:

	Outcomes Summary			Salary	When Accept				Internships	
	Knowledge Rate	Career Outcomes Rate	Employment Rate		At or before grad.	Within 3 mo. of grad.	Within 4-6 mo. of grad.	More than 6 mo. after grad	%	Avg. #
HCLAS - Humanities, Fine & Performing Arts	92%	79%	79%	\$61,100	68%	5%	11%	16%	67%	1.75
<u>Comparative Literature & Languages</u>	<u>96%</u>	<u>78%</u>	<u>78%</u>	<u>\$61,100</u>	<u>67%</u>	<u>6%</u>	<u>11%</u>	<u>17%</u>	<u>71%</u>	<u>1.75</u>
Forensic Linguistics	96%	78%	78%	\$61,100	67%	6%	11%	17%	71%	1.75
<u>English</u>	<u>92%</u>	<u>79%</u>	<u>79%</u>	<u>\$61,100</u>	<u>68%</u>	<u>5%</u>	<u>11%</u>	<u>16%</u>	<u>67%</u>	<u>1.75</u>
Creative Writing	92%	79%	79%	\$61,100	68%	5%	11%	16%	67%	1.75

Definitions:

- **Knowledge Rate** - the percentage of graduates for which you have career outcome information
- **Career Outcomes Rate** – (Employed + Graduate School) / (Total Survey Respondents + other reliable data sources – Not Job Seeking)
- **Employment Rate** – employed full or part time (Hofstra surveys, LinkedIn)

All data must meet a test of data integrity. The outcomes data reported is determined by the level at which data may be deemed reliable (college, department, or program).

* Indicates data reported at the department level

**Indicates data reported at the college level

Selected Recent Companies

The following employers are among those that have hired Hofstra School of Humanities, Fine & Performing Arts graduate students who graduated between August 2022 and May 2023:

Allegis Transcription
Exos Financial
Faggiano & Associates, P.C.
Gogotech II, LLC
Google Inc.
Henry Schein Inc.
Hofstra University
Industrial Bank of Korea
JET Programme
Justice Law Corporation
KACE Company
Kilpatrick Townsend & Stockton LLP
Lighthouse Consulting Services
Lionbridge
Literably
Meta
NY Department of Education
Robert Leonard Associates
Success Academy Charter School
Tulane University
U.S. Attorney's Office for the Southern District of New York
U.S. Government
Verbit Software
W. W. Norton & Company, Inc

The economy is constantly changing, and employment for past classes is not an accurate predictor of employment for future classes. In addition, a degree from Hofstra or any other school is not a guarantee of employment in any field.

About The Outcomes Data

Alumni outcomes data is based on the results of Hofstra's annual Alumni Outcomes Survey and other reliable sources. LinkedIn was used to track employment information on survey non-respondents and National Student Clearinghouse and Hofstra enrollment files were used to track graduate school enrollment for all of our students.

The data collection period for the 2022-2023 Hofstra alumni outcomes was between December 2023 and May 2024. Of the 1,226 graduate students who graduated between August 2022 and May 2023, data was collected via surveys and other reliable sources resulting in knowledge about the outcomes for 81% of the 22-23 graduate alumni. For the Hofstra School of Humanities, Fine & Performing Arts, the knowledge rate for 22-23 graduate alumni was 92%.

This data uses the best practices recommended by the National Association of Colleges and Employers' (NACE) First Destination Survey Standards in January 2014. In accordance with those practices, this data uses multiple data sources to understand our graduates' outcomes. The NACE recommended threshold knowledge rate is 65%.

The average salary reported is determined by the level at which data may be deemed reliable. Salary data is self-reported voluntarily by students and are based upon an 72% response rate for full-time employed graduate survey respondents. For the Hofstra School of Humanities, Fine & Performing Arts, the salary response rate was 45%.

Salary figures vary from year-to-year based upon a number of factors, including, but not limited to, market conditions as well as the number of graduates reporting salary information to us. In addition, please note that these figures are based solely on information that is self-reported to us by our graduates, and the salary data provided is based on the accuracy and completeness of the information provided by our graduates to us. Salary figures only include annual base salary. They do not include bonus, commission or any other guaranteed compensation.

All data must meet a test of data integrity. The outcomes data reported is determined by the level at which data may be deemed reliable. This data is largely based on the responses of graduates completing Hofstra surveys, not the total number of graduates, and may not be representative of the total graduating population. The economy is constantly changing, and outcomes for past classes are not an accurate predictor of outcomes for future classes. In addition, a degree from Hofstra or any other school is not a guarantee of employment in any field.

Some tables may not sum to 100% due to rounding.