



# EMPLOYMENT STATISTICS

Frank G. Zarb  
School of Business  
- Graduate

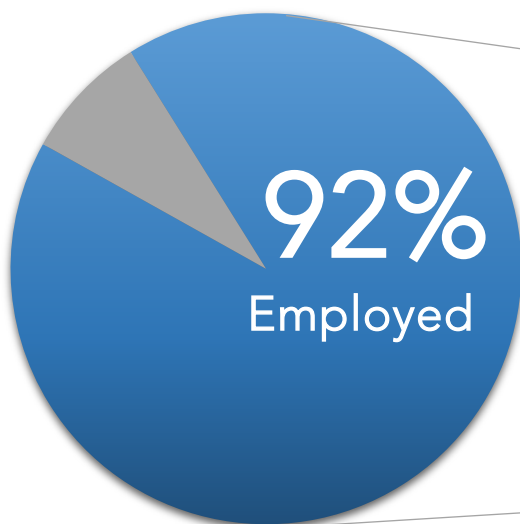


HOFSTRA  
UNIVERSITY®

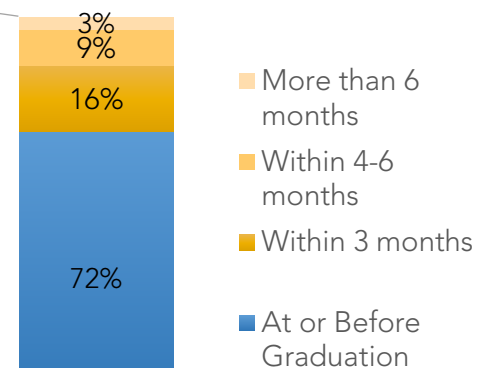
# GRADUATE OUTCOMES 2021-2022

## ZARB SCHOOL OF BUSINESS

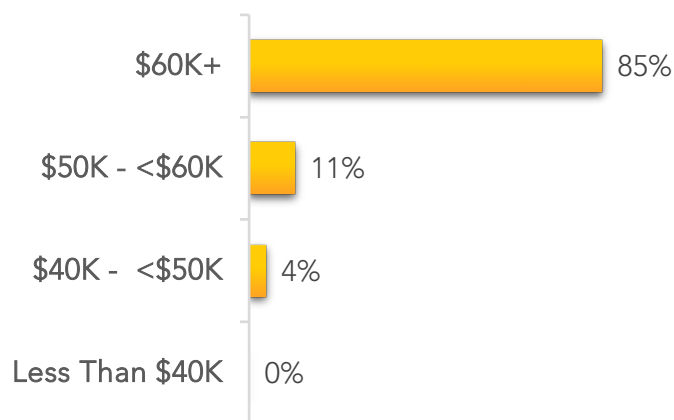
**97%** of the 2021-2022 degree recipients are employed, attending graduate school, or both



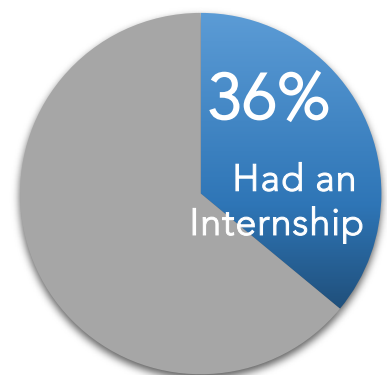
### When Did They Accept?



**Average Salary: \$94K**



**Avg. # Internships: 1.65**



*Results are based on individuals surveyed in the 21-22 Cap & Gown Survey, LinkedIn, National Student Clearinghouse, and Hofstra enrollment.*

## By Program:

	Outcomes			When Accept Job				Salary
	Knowledge Rate	Career Outcomes Rate	Employment Rate	At or before graduation	Within 3 months	Within 4-6 months	More than 6 months	Mean
<b>Zarb School of Business</b>	<b>87%</b>	<b>97%</b>	<b>92%</b>	<b>72%</b>	<b>16%</b>	<b>9%</b>	<b>3%</b>	<b>\$93,906</b>
<u>Accounting</u>	<u>89%</u>	<u>95%</u>	<u>93%</u>	<u>77%</u>	<u>6%</u>	<u>11%</u>	<u>6%</u>	<u>\$74,326</u>
Accounting	88%	93%	93%	80%	5%	13%	3%	\$71,108
Professional Accountancy*	89%	95%	93%	77%	6%	11%	6%	\$74,326
Taxation	92%	100%	92%	73%	9%	0%	18%	\$73,438
<u>Executive Master of Business Administration</u>	<u>88%</u>	<u>100%</u>	<u>100%</u>	<u>71%</u>	<u>29%</u>	<u>0%</u>	<u>0%</u>	<u>\$197,686</u>
Executive Business Administration	88%	100%	100%	71%	29%	0%	0%	\$197,686
<u>Finance</u>	<u>74%</u>	<u>95%</u>	<u>90%</u>	<u>61%</u>	<u>22%</u>	<u>6%</u>	<u>11%</u>	<u>\$82,800</u>
Finance	73%	95%	95%	61%	22%	6%	11%	\$82,800
Quantitative Finance*	74%	95%	90%	61%	22%	6%	11%	\$82,800
<u>Information Systems &amp; Business Analytics</u>	<u>81%</u>	<u>90%</u>	<u>82%</u>	<u>72%</u>	<u>11%</u>	<u>17%</u>	<u>0%</u>	<u>\$87,902</u>
Business Analytics	75%	85%	73%	73%	18%	9%	0%	\$87,779
Cybersecurity Management & Policy*	81%	90%	82%	72%	11%	17%	0%	\$87,902
Cybersecurity Policy	100%	100%	100%	50%	0%	50%	0%	\$66,000
Information Systems*	81%	90%	82%	72%	11%	17%	0%	\$87,902
<u>Management &amp; Entrepreneurship</u>	<u>87%</u>	<u>97%</u>	<u>92%</u>	<u>72%</u>	<u>16%</u>	<u>9%</u>	<u>3%</u>	<u>\$93,906</u>
Health Services Management*	87%	97%	92%	72%	16%	9%	3%	\$93,906
Human Resources Management*	87%	97%	92%	72%	16%	9%	3%	\$93,906
Management*	87%	97%	92%	72%	16%	9%	3%	\$93,906
Quality Management*	87%	97%	92%	72%	16%	9%	3%	\$93,906

All data must meet a test of data integrity. The outcomes data reported is determined by the level at which data may be deemed reliable (college, department, or program).

\* Indicates data reported at the department level

	Outcomes			When Accept Job				Salary
	Knowledge Rate	Career Outcomes Rate	Employment Rate	At or before graduation	Within 3 months	Within 4-6 months	More than 6 months	Mean
<b>Zarb School of Business</b>	<b>87%</b>	<b>97%</b>	<b>92%</b>	<b>72%</b>	<b>16%</b>	<b>9%</b>	<b>3%</b>	<b>\$93,906</b>
<u>Marketing, International Business &amp; Legal Studies</u>	<u>87%</u>	<u>97%</u>	<u>92%</u>	<u>72%</u>	<u>16%</u>	<u>9%</u>	<u>3%</u>	<u>\$93,906</u>
Marketing	87%	97%	92%	72%	16%	9%	3%	\$93,906
<u>ZARB Dean's Office</u>	<u>91%</u>	<u>100%</u>	<u>94%</u>	<u>73%</u>	<u>18%</u>	<u>7%</u>	<u>2%</u>	<u>\$98,045</u>
Business Administration	92%	100%	94%	73%	18%	7%	2%	\$98,045

**Definitions:**

- **Career Outcomes Rate** – (Employed + Graduate School) / (Total Survey Respondents + other reliable data sources – Not Job Seeking)
- **Employment Rate** – employed full or part time (Hofstra surveys, LinkedIn)
- **Grad School Rate** – enrolled in or applied to another degree program full or part time (sources: Hofstra surveys, National Student Clearinghouse, and Hofstra enrollment files)

All data must meet a test of data integrity. The outcomes data reported is determined by the level at which data may be deemed reliable (college, department, or program).

\* Indicates data reported at the department level

# Selected Recent Companies

The following employers are among those that have hired Hofstra Zarb School of Business graduate students who graduated between August 2021 and May 2022:

Amazon	Macy's
American Express Company	Marcum LLP
Baker Tilly Virchow Krause, LLP	Marks Paneth LLP
Bank Of America	MasterCard
BDO USA, LLP	Mazars USA LLP
Berdon LLP	Memorial Sloan Kettering Cancer Center
BlackRock	Merrill Lynch
BNY Mellon	Meszaros Engineering
Capital One Financial Corp.	Moody's
Catholic Health Services of Long Island	Morgan Stanley
China Securities Company, Ltd.	Mount Sinai Health System
Citigroup Inc.	National Grid
CohnReznick LLP	Nature's Bounty Co.
Columbia University	NBA
Con Edison	NBCUniversal Media, LLC
Curtiss-Wright Corporation	New York Islanders
Deloitte & Touche LLP	New York Life Insurance Company
Department of Homeland Security	New York Presbyterian Hospital
Deutsche Bank	North Shore University Hospital
Ernst & Young, LLP	Northrop Grumman
Estée Lauder Companies Inc.	Northwell Health
Flushing Bank	Northwestern Mutual
FOX/ FOX News/ FOX News Radio	NYC Department of Small Business Services
Goldman Sachs Group, Inc.	NYC Health + Hospitals
Good Samaritan Hospital	NYU Langone Health
Google Inc.	Paramount
Grant Thornton LLP	Posillico Inc.
Grassi & Co.	PricewaterhouseCoopers LLP
Hanover Community Bank	TDK USA CORP
Honeywell	TikTok
Hospital for Special Surgery	U.S. Army
IRS	U.S. Bancorp
JPMorgan Chase & Co.	U.S. Navy
KPMG LLP	Weill Cornell Medical Center
Leviton Manufacturing Company, Inc.	Zebra Technologies

*The economy is constantly changing, and employment for past classes is not an accurate predictor of employment for future classes. In addition, a degree from Hofstra or any other school is not a guarantee of employment in any field.*

# About The Outcomes Data

Alumni outcomes data is based on the results of Hofstra's annual Alumni Outcomes Survey and other reliable sources. LinkedIn was used to track employment information on survey non-respondents and National Student Clearinghouse and Hofstra enrollment files were used to track graduate school enrollment for all of our students.

The data collection period for the 2021-2022 Hofstra alumni outcomes was between December 2021 and May 2023. Of the 1,188 graduate students who graduated between August 2021 and May 2022, data was collected via surveys and other reliable sources resulting in knowledge about the outcomes for 79% of the 21-22 graduate alumni. For the Hofstra Zarb School of Business, the knowledge rate for 21-22 graduate alumni was 87%.

This data uses the best practices recommended by the National Association of Colleges and Employers' (NACE) First Destination Survey Standards in January 2014. In accordance with those practices, this data uses multiple data sources to understand our graduates' outcomes. The NACE recommended threshold knowledge rate is 65%.

The average salary reported is determined by the level at which data may be deemed reliable. Salary data is self-reported voluntarily by students and are based upon an 78% response rate for full-time employed graduate survey respondents. For the Hofstra Zarb School of Business, the salary response rate was 92%.

Salary figures vary from year-to-year based upon a number of factors, including, but not limited to, market conditions as well as the number of graduates reporting salary information to us. In addition, please note that these figures are based solely on information that is self-reported to us by our graduates, and the salary data provided is based on the accuracy and completeness of the information provided by our graduates to us. Salary figures only include annual base salary. They do not include bonus, commission or any other guaranteed compensation.

All data must meet a test of data integrity. The outcomes data reported is determined by the level at which data may be deemed reliable. This data is largely based on the responses of graduates completing Hofstra surveys, not the total number of graduates, and may not be representative of the total graduating population. The economy is constantly changing, and outcomes for past classes are not an accurate predictor of outcomes for future classes. In addition, a degree from Hofstra or any other school is not a guarantee of employment in any field.

Some tables may not sum to 100% due to rounding.