



EMPLOYMENT STATISTICS

Hofstra Northwell
School of Nursing and
Physician Assistant Studies -
Graduate



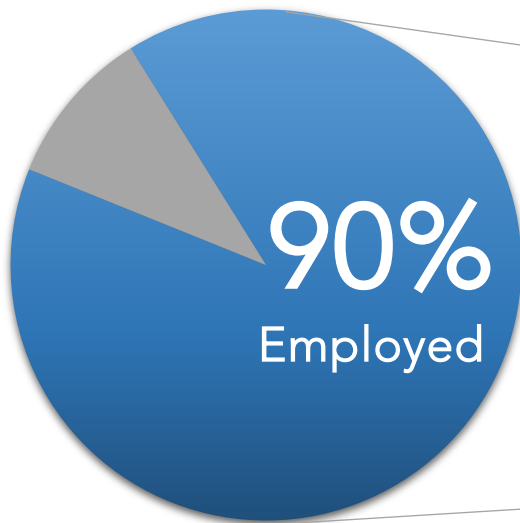
HOFSTRA
UNIVERSITY®

GRADUATE OUTCOMES 2021-2022

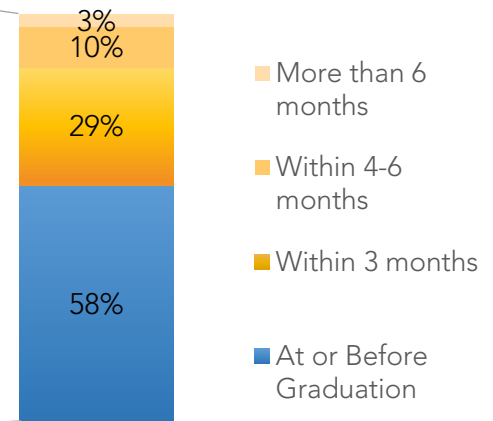
HOFSTRA NORTHWELL SCHOOL OF GRADUATE NURSING & PHYSICIAN ASSISTANT STUDIES

92%

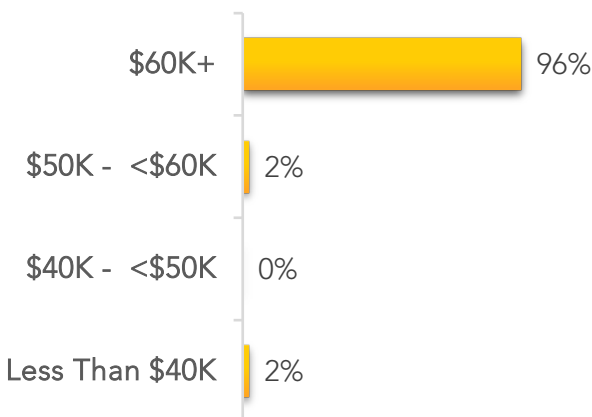
of the 2021-2022 degree recipients are employed, attending graduate school, or both



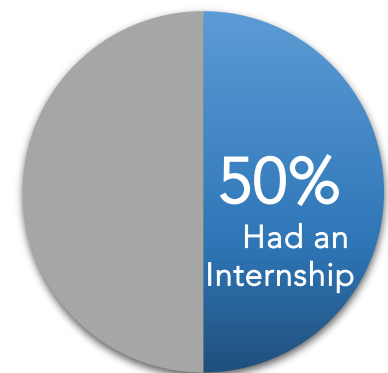
When Did They Accept?



Average Salary: \$112K



Avg. # Internships: 3.79



Results are based on individuals surveyed in the 21-22 Cap & Gown Survey, LinkedIn, National Student Clearinghouse, and Hofstra enrollment. Internship data is based on self-reported data from the 22-23 Cap & Gown Graduate Surveys

By Program:

	Outcomes			When Accept Job				Salary
	Knowledge Rate	Career Outcomes Rate	Employment Rate	At or before graduation	Within 3 months	Within 4-6 months	More than 6 months	Mean
School of Nursing & Physician Assistant Studies	83%	92%	90%	58%	29%	10%	3%	\$111,934
<u>Nursing</u>	<u>75%</u>	<u>100%</u>	<u>100%</u>	<u>77%</u>	<u>17%</u>	<u>6%</u>	<u>0%</u>	<u>\$113,913</u>
Adult-Gerontology Acute Care Nurse Practitioner (AGACNP)	59%	100%	100%	78%	17%	4%	0%	\$109,333
Cardiovascular Sciences & Perfusion Medicine	80%	100%	100%	63%	38%	0%	0%	\$113,913
Family Nurse Practitioner (FNP)	91%	100%	100%	83%	7%	10%	0%	\$107,069
Psychiatric-Mental Health Nurse Practitioner (PMHNP)*	75%	100%	100%	77%	17%	6%	0%	\$113,913
RN First Assistant (RNFA)*	75%	100%	100%	77%	17%	6%	0%	\$113,913
<u>Physician's Assistant Program</u>	<u>95%</u>	<u>82%</u>	<u>80%</u>	<u>32%</u>	<u>47%</u>	<u>15%</u>	<u>6%</u>	<u>\$109,870</u>
Physician Assistant Studies	95%	82%	80%	32%	47%	15%	6%	\$109,870

Definitions:

- **Career Outcomes Rate** – $(Employed + Graduate\ School) / (Total\ Survey\ Respondents + other\ reliable\ data\ sources - Not\ Job\ Seeking)$
- **Employment Rate** – employed full or part time (Hofstra surveys, LinkedIn)
- **Grad School Rate** – enrolled in or applied to another degree program full or part time (sources: Hofstra surveys, National Student Clearinghouse, and Hofstra enrollment files)

All data must meet a test of data integrity. The outcomes data reported is determined by the level at which data may be deemed reliable (college, department, or program).

* Indicates data reported at the department level

Selected Recent Companies

The following employers are among those that have hired Hofstra Northwell School of Graduate Nursing & Physician Assistant Studies graduate students who graduated between August 2021 and May 2022:

AFC Urgent Care	Mid Atlantic Emergency Medical Associates
Albany Medical Center EmUrgentCare	Montefiore Medical Center
Brooklyn Premier Orthopedics	Mount Sinai Health System
Capital Health	New York Presbyterian Hospital
Catholic Health Services of Long Island	North Shore University Hospital
Christiana Care Health System	Northwell Health
Cohen Children's Medical Center	Novant Health
Columbia University	NYC Surgical Associates
CVS Pharmacy	OMNI Medical Care
Dignity Health	Partners in Critical Care
Doc Browns Inc Dba Mid-Island Medical Supply Co.	Peconic Bay Medical Center
East Granby Family Practice, LLC	Penn State Health
Ellis Hospital	Physicians Medical Rehabilitation Associates, PLLC
Empire Dermatology	PM Pediatrics
GoHealth Urgent Care	Precision Surgery Of New York
Good Samaritan Hospital	Sonoma Valley Hospital
Half Hollow Hills School Distrcit	South Shore University Hospital
Harbor View Medical Services	Southern California Orthopedic Institute
Harford Gastroenterology Associates	Southside Hospital
Hartford Healthcare	Spectrum Health
Huntington Hospital	St. Jude Children's Research Hospital
Johns Hopkins Hospital	Staten Island University Hospital
LA Presbyterian Hospital	Stony Brook University Hospital
Landmark Health	Summit Health Medical Group
Lenox Hill Hospital	U.S. Air Force
Long Island Select Healthcare	University Diagnostic Medical Imaging, P.C
Massachusetts General Hospital	University of Maryland St. Joseph Medical Center
Memorial Sloan Kettering Cancer Center	Weill Cornell Medical Center

The economy is constantly changing, and employment for past classes is not an accurate predictor of employment for future classes. In addition, a degree from Hofstra or any other school is not a guarantee of employment in any field.

About The Outcomes Data

Alumni outcomes data is based on the results of Hofstra's annual Alumni Outcomes Survey and other reliable sources. LinkedIn was used to track employment information on survey non-respondents and National Student Clearinghouse and Hofstra enrollment files were used to track graduate school enrollment for all of our students.

The data collection period for the 2021-2022 Hofstra alumni outcomes was between December 2021 and May 2023. Of the 1,188 graduate students who graduated between August 2021 and May 2022, data was collected via surveys and other reliable sources resulting in knowledge about the outcomes for 79% of the 21-22 graduate alumni. For the Hofstra Northwell School of Graduate Nursing & Physician Assistant Studies, the knowledge rate for 21-22 graduate alumni was 83%.

This data uses the best practices recommended by the National Association of Colleges and Employers' (NACE) First Destination Survey Standards in January 2014. In accordance with those practices, this data uses multiple data sources to understand our graduates' outcomes. The NACE recommended threshold knowledge rate is 65%.

The average salary reported is determined by the level at which data may be deemed reliable. Salary data is self-reported voluntarily by students and are based upon an 78% response rate for full-time employed graduate survey respondents. For the Hofstra Northwell School of Graduate Nursing & Physician Assistant Studies, the salary response rate was 63%.

Salary figures vary from year-to-year based upon a number of factors, including, but not limited to, market conditions as well as the number of graduates reporting salary information to us. In addition, please note that these figures are based solely on information that is self-reported to us by our graduates, and the salary data provided is based on the accuracy and completeness of the information provided by our graduates to us. Salary figures only include annual base salary. They do not include bonus, commission or any other guaranteed compensation.

All data must meet a test of data integrity. The outcomes data reported is determined by the level at which data may be deemed reliable. This data is largely based on the responses of graduates completing Hofstra surveys, not the total number of graduates, and may not be representative of the total graduating population. The economy is constantly changing, and outcomes for past classes are not an accurate predictor of outcomes for future classes. In addition, a degree from Hofstra or any other school is not a guarantee of employment in any field.

Some tables may not sum to 100% due to rounding.