



EMPLOYMENT STATISTICS

HCLAS - School of
Humanities, Fine and
Performing Arts -
Graduate



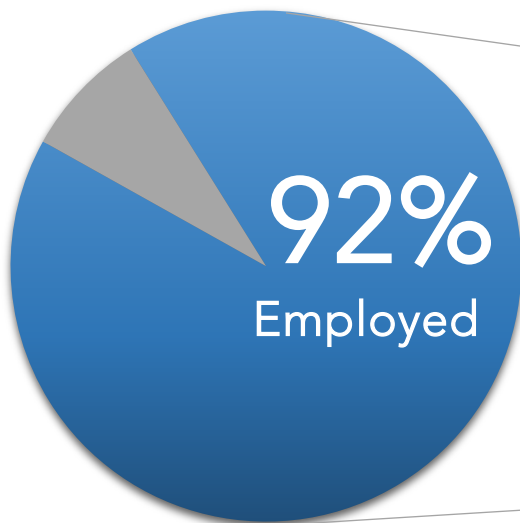
HOFSTRA
UNIVERSITY®

GRADUATE OUTCOMES 2021-2022

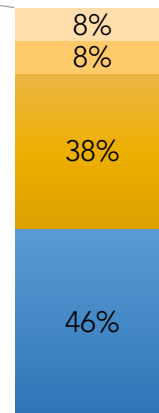
HCLAS - SCHOOL OF HUMANITIES, FINE & PERFORMING ARTS

96%

of the 2021-2022 degree recipients are employed, attending graduate school, or both

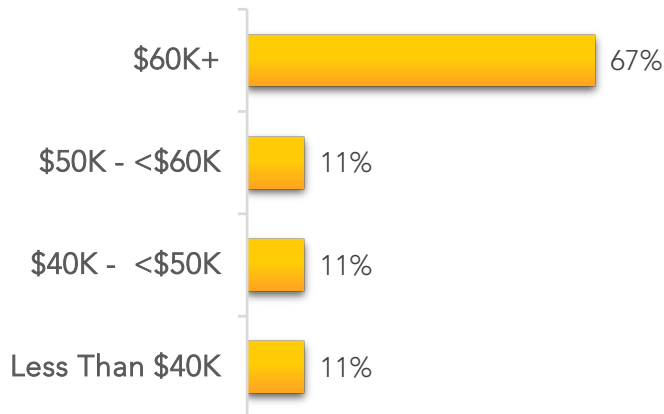


When Did They Accept?

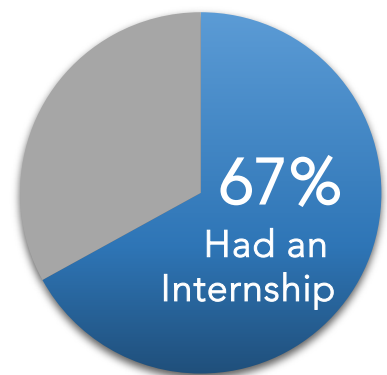


- More than 6 months
- Within 4-6 months
- Within 3 months
- At or Before Graduation

Average Salary: \$61K



Avg. # Internships: 1.75



Results are based on individuals surveyed in the 21-22 Cap & Gown Survey, LinkedIn, National Student Clearinghouse, and Hofstra enrollment. Internship data is based on self-reported data from the 22-23 Cap & Gown Graduate Surveys

By Program:

	Outcomes			When Accept Job				Salary
	Knowledge Rate	Career Outcomes Rate	Employment Rate	At or before graduation	Within 3 months	Within 4-6 months	More than 6 months	Mean
HCLAS - Humanities, Fine & Performing Arts	87%	96%	91%	46%	38%	8%	8%	\$60,556
<u>Comparative Literature & Languages</u>	<u>86%</u>	<u>96%</u>	<u>92%</u>	<u>43%</u>	<u>39%</u>	<u>9%</u>	<u>9%</u>	<u>\$60,556</u>
Forensic Linguistics	86%	96%	92%	43%	39%	9%	9%	\$60,556
<u>English**</u>	<u>87%</u>	<u>96%</u>	<u>92%</u>	43%	39%	9%	9%	\$60,556
Creative Writing**	87%	96%	92%	43%	39%	9%	9%	\$60,556

Definitions:

- **Career Outcomes Rate** – *(Employed + Graduate School) / (Total Survey Respondents + other reliable data sources – Not Job Seeking)*
- **Employment Rate** – *employed full or part time (Hofstra surveys, LinkedIn)*
- **Grad School Rate** – *enrolled in or applied to another degree program full or part time (sources: Hofstra surveys, National Student Clearinghouse, and Hofstra enrollment files)*

All data must meet a test of data integrity. The outcomes data reported is determined by the level at which data may be deemed reliable (college, department, or program).

* Indicates data reported at the department level

**Indicates data reported at the college level

Selected Recent Companies

The following employers are among those that have hired Hofstra School of Humanities, Fine & Performing Arts graduate students who graduated between August 2021 and May 2022:

Allegis Transcription	Lionbridge
Center for Civic Design	Literably
Corpus Legal Services	MTK Resources Corporation
Douglas Elliman Real Estate	MVM, Inc.
Exos Financial	National University
Faggiano & Associates, P.C.	Network of Victim Assistance (NOVA)
Fragomen Worldwide	NSF-IRES
Gogotech II, LLC	NY Department of Education
Henry Schein Inc.	Pennsylvania Courts
Ho Chi Minh City University of Law	Robert Leonard Associates
Hofstra University	Rochester Police Department
inVibe	Success Academy Charter School
J.S Burton PLC	Tarter Krinsky & Drogin LLP
JET Programme	The Marque
Jill Miller & Associates, P.C.	TRUVIEW Background Screening & Investigation, LLC
Justice Law Corporation	U.S. Government
KACE Company	Verbit Software
Kilpatrick Townsend & Stockton LLP	VERBIT.AI
Lighthouse Consulting Services	W. W. Norton & Company, Inc

The economy is constantly changing, and employment for past classes is not an accurate predictor of employment for future classes. In addition, a degree from Hofstra or any other school is not a guarantee of employment in any field.

About The Outcomes Data

Alumni outcomes data is based on the results of Hofstra's annual Alumni Outcomes Survey and other reliable sources. LinkedIn was used to track employment information on survey non-respondents and National Student Clearinghouse and Hofstra enrollment files were used to track graduate school enrollment for all of our students.

The data collection period for the 2021-2022 Hofstra alumni outcomes was between December 2021 and May 2023. Of the 1,188 graduate students who graduated between August 2021 and May 2022, data was collected via surveys and other reliable sources resulting in knowledge about the outcomes for 79% of the 21-22 graduate alumni. For the Hofstra School of Humanities, Fine & Performing Arts, the knowledge rate for 21-22 graduate alumni was 87%.

This data uses the best practices recommended by the National Association of Colleges and Employers' (NACE) First Destination Survey Standards in January 2014. In accordance with those practices, this data uses multiple data sources to understand our graduates' outcomes. The NACE recommended threshold knowledge rate is 65%.

The average salary reported is determined by the level at which data may be deemed reliable. Salary data is self-reported voluntarily by students and are based upon an 78% response rate for full-time employed graduate survey respondents. For the Hofstra School of Humanities, Fine & Performing Arts, the salary response rate was 82%.

Salary figures vary from year-to-year based upon a number of factors, including, but not limited to, market conditions as well as the number of graduates reporting salary information to us. In addition, please note that these figures are based solely on information that is self-reported to us by our graduates, and the salary data provided is based on the accuracy and completeness of the information provided by our graduates to us. Salary figures only include annual base salary. They do not include bonus, commission or any other guaranteed compensation.

All data must meet a test of data integrity. The outcomes data reported is determined by the level at which data may be deemed reliable. This data is largely based on the responses of graduates completing Hofstra surveys, not the total number of graduates, and may not be representative of the total graduating population. The economy is constantly changing, and outcomes for past classes are not an accurate predictor of outcomes for future classes. In addition, a degree from Hofstra or any other school is not a guarantee of employment in any field.

Some tables may not sum to 100% due to rounding.